



MALE END VIEW



- | | |
|------------------|-------------------|
| 1 = BROWN | 15 = BLUE |
| 2 = WHITE/GREY | 16 = BLACK/GREY |
| 3 = BLUE/GREY | 17 = BROWN/ORANGE |
| 4 = BROWN/GREY | 18 = WHITE/ORANGE |
| 5 = BLACK/YELLOW | 19 = BLACK/ORANGE |
| 6 = WHITE/YELLOW | 20 = BLACK/GREEN |
| 7 = BLUE/YELLOW | 21 = WHITE/GREEN |
| 8 = BROWN/YELLOW | 22 = BLUE/GREEN |
| 9 = BLACK/RED | 23 = BROWN/GREEN |
| 10 = WHITE/RED | 24 = BLUE/ORANGE |
| 11 = BLUE/RED | 25 = GREEN/YELLOW |
| 12 = BROWN/RED | 26 = GREY |
| 13 = BLACK | 27 = ORANGE |
| 14 = WHITE | 28 = N/C |

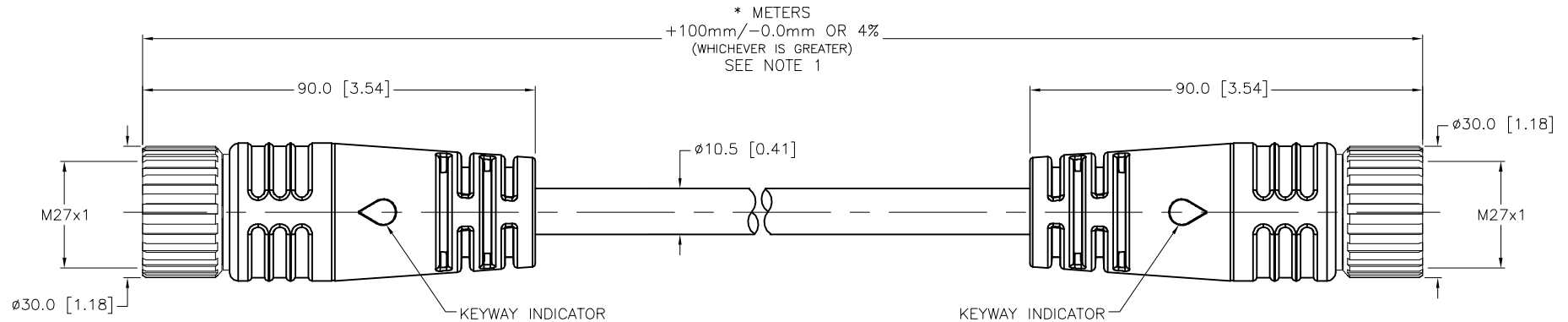
DRAIN/SHIELD

FEMALE END VIEW



SPECIFICATIONS

CONTACT CARRIER MATERIAL	NYLON or PBT
CONTACT MATERIAL/PLATING	BRASS/GOLD
CONNECTOR HOUSING MATERIAL/PLATING	BRASS/NICKEL
MOLDED HEAD MATERIAL/COLOR	TPU/BLACK
RATED CURRENT [A]	3.0 A
RATED VOLTAGE [V]	150 V
OUTER JACKET MATERIAL/COLOR	PVC/YELLOW
CONDUCTOR INSULATION MATERIAL	PVC
NUMBER OF CONDUCTORS [AWG]	27x22 AWG
DRAIN/SHIELD	22 AWG/ALUM.-POLYESTER FOIL
PROTECTION CLASS	IEC IP67
TEMPERATURE	-40°C TO +105°C (-40°F TO +221°F)



NOTES:

1."*" DESIGNATES CABLE LENGTH IN METERS. CONTACT TURCK TO ORDER SPECIFIC LENGTHS.

SOURCE DRAWING - FOR REFERENCE ONLY

RELATED DOCUMENTS 1. 2. 3. 4.	3RD ANGLE PROJECTION 	THIS DRAWING IS CONFIDENTIAL AND THE PROPERTY OF TURCK INC. USE OF THIS DOCUMENT WITHOUT WRITTEN PERMISSION IS PROHIBITED.	<div>3000 CAMPUS DRIVE MINNEAPOLIS, MN 55441 1-800-544-7769 (763) 553-7300 (763) 553-0708 fax www.turck.us</div> <div>TURCK</div>		
			DRFT	PJ	DATE 01/26/07
			APVD		SCALE 1=1.5
MATERIAL SEE SPECIFICATIONS	ALL DIMENSIONS DISPLAYED ON THIS DRAWING ARE FOR REFERENCE ONLY	CONTACT TURCK FOR MORE INFORMATION	UNIT OF MEASUREMENT MILLIMETER [INCH]		
FINISH SEE SPECIFICATIONS			DESCRIPTION DSM DKM 28-061-*		
			IDENTIFICATION NO.		REV E
E	UPDATE RATED CURRENT SPECIFICATIONS	KMY	12/26/13	44390	
REV	DESCRIPTION	BY	DATE	ECO NO.	
DO NOT SCALE THIS DRAWING			FILE: 777015966		SHEET 1 OF 1